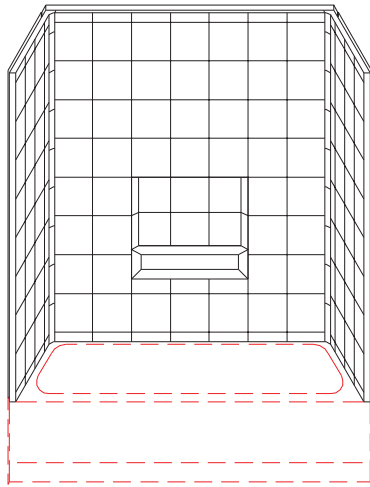


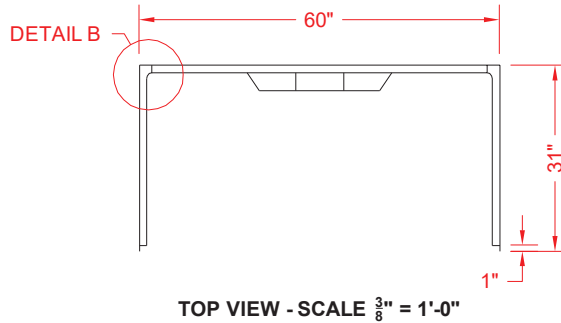
MODEL: 3EWS6030

ALL ACCESSORIES OPTIONAL

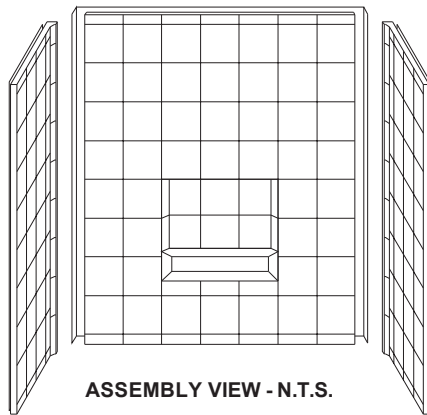
Remodeler



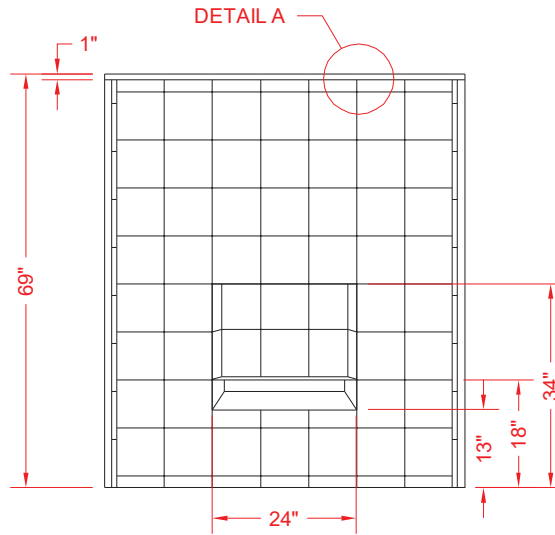
PERSPECTIVE VIEW - N.T.S.



TOP VIEW - SCALE $\frac{3}{8}'' = 1'-0''$



ASSEMBLY VIEW - N.T.S.



FRONT ELEVATION - SCALE: $\frac{3}{8}'' = 1'-0''$

Features:

- Three-piece gelcoat/fiberglass wall surround
- "Real Tile" wall finish, white (standard)
- Integral full wood backing for strength and unlimited accessory placement
- The authentic look of ceramic tile without the grout

* - SEE BACK FOR DETAIL SECTIONS

PRODUCT SPECIFICATIONS:

- Three-piece wall surround shall be constructed of gelcoat/fiberglass with full integral plywood backing in the walls
- Rough-In: Stud opening +1/4" -0" Nominal Dimensions.

C.S.I. FORMAT SPECIFICATION TEXT AVAILABLE

PRODUCT INFORMATION:

- Accessories: Factory installed, unless prone to damage during installation/shipping. Polished chrome/satin stainless standard, others available.
- Colors: White as standard, others to match any major fixture manufacturer, also available with sprayable solid surface in many colors

ACCESSORIES:

INSTALLED BY OTHERS:

- Grab bar
- Curtain and rod

CODES:

Designed and manufactured in compliance with the following standards and codes:
 -A.N.S.I. Z1241.2 Standards for plastic Bathtubs and Showers

NOTICE OF LIMITATION:



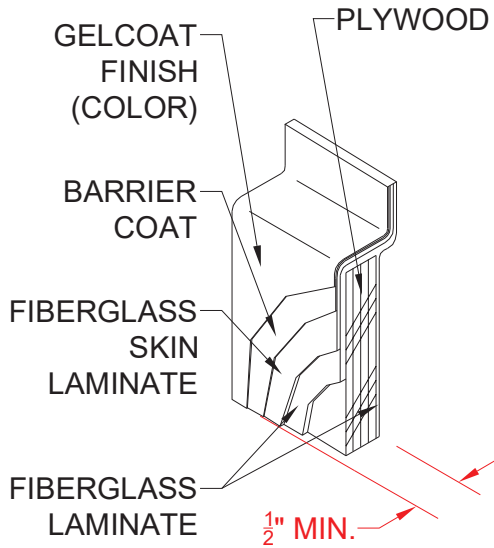
Architectural Products for Barrier Free Living

www.barrierfree.org

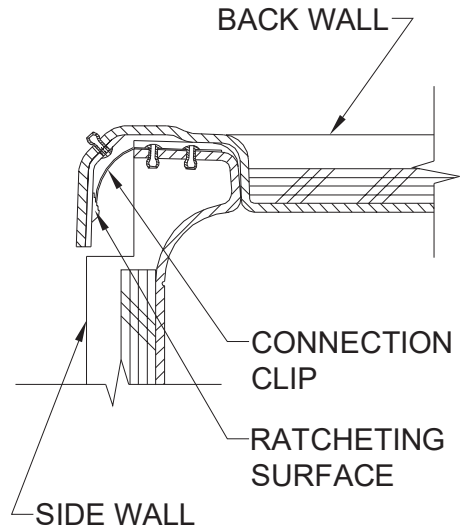
(877) 717-7027

We reserve the right to make revisions without notice in the design of fixtures or in packaging unless this right has specifically been waived at the time the order is accepted.

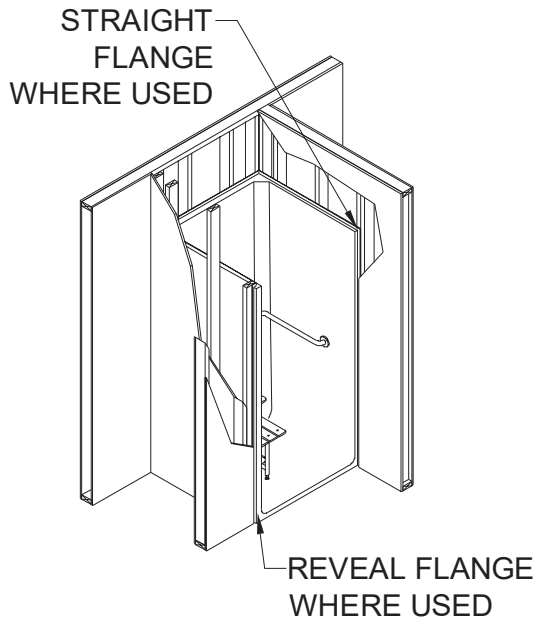
Remodeler



DETAIL A - SCALE N.T.S.
WALL SECTION DETAIL



DETAIL B - SCALE N.T.S.
WALL JOINT DETAIL



DETAIL C - SCALE N.T.S.
TYPICAL FRAMING DETAIL