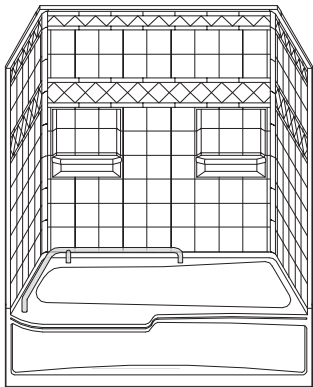
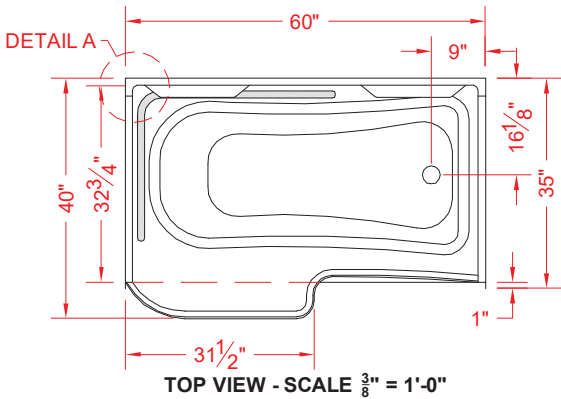


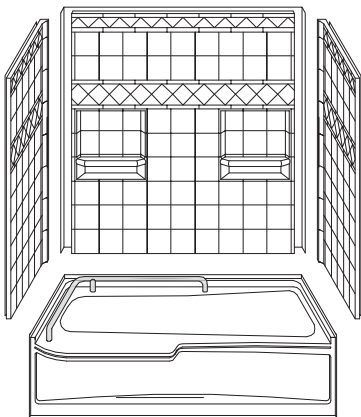
ALL ACCESSORIES OPTIONAL



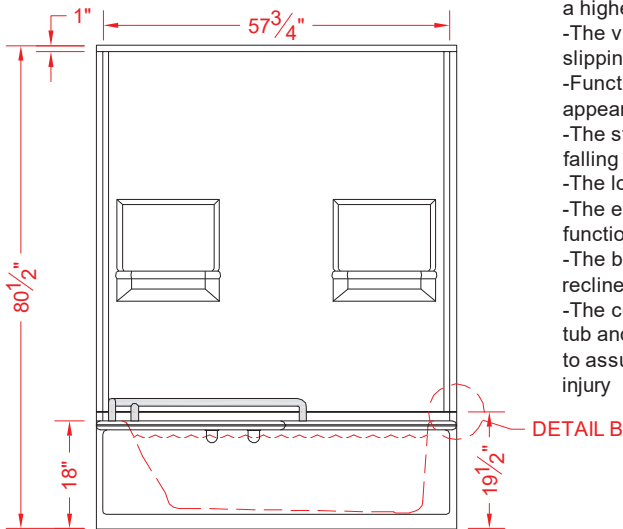
PERSPECTIVE VIEW - N.T.S.  
SHOWN AS LEFT BAR RIGHT PLUMBING



TOP VIEW - SCALE  $\frac{3}{8}'' = 1'-0''$



ASSEMBLY VIEW - N.T.S.



FRONT ELEVATION - SCALE:  $\frac{3}{8}'' = 1'-0''$

\* - SEE BACK FOR DETAIL SECTIONS

PRODUCT SPECIFICATIONS:

- Four piece tub/shower module shall be constructed of gelcoat/fiberglass with full integral plywood backing and deck bar
- Rough-In: Stud opening +1/4" -0" Nominal Dimensions.

C.S.I. FORMAT SPECIFICATION TEXT AVAILABLE

PRODUCT INFORMATION:

- Accessories: Factory installed deck bar. All other accessories are installed by others. Polished chrome/satin stainless standard, others available.
- Colors: White as standard, others to match any major fixture manufacturer, also available with sprayable solid surface in many colors

ACCESSORIES:

INSTALLED AT FACTORY:

- Deck bar

INSTALLED BY OTHERS:

- Grab bar
- Mixing valve, pressure balanced, lever handle
- Soap dish
- Curtain and rod

CODES:

- Designed and manufactured in compliance with the following standards and codes:
- A.N.S.I. Z124.1 Standards for Plastic Bathtubs
- I.P.C. International Plumbing Code
- U.P.C. Uniform Plumbing Code

NOTICE OF LIMITATION:

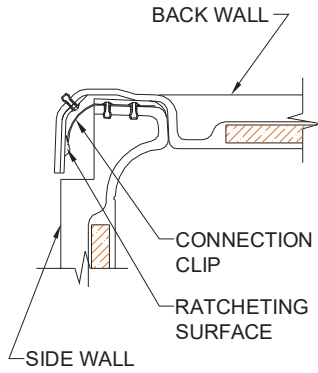


Architectural Products for Barrier Free Living

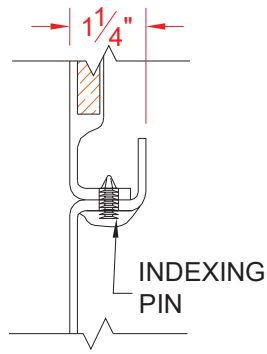
www.barrierfree.org (877) 717-7027

We reserve the right to make revisions without notice in the design of fixtures or in packaging unless this right has specifically been waived at the time the order is accepted.

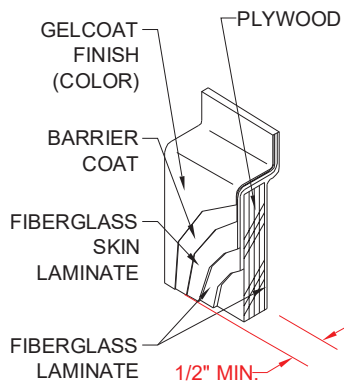
# REMODELER



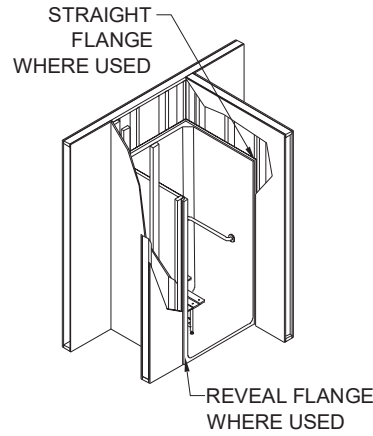
**DETAIL A - SCALE: NTS**  
**TUB/WALL JOINT DETAIL**



**DETAIL B - SCALE: NTS**  
**WALL JOINT DETAIL**



**WALL SECTION DETAIL**  
**SCALE: 3" = 1'-0"**



**TYPICAL FRAMING**  
**SCALE: NTS**