

PHENOLIC SEAT

SPECIFICATION:

Folding tub seat manufactured by ELCOMA from 1" (25mm) diameter 18 gauge, type 304 stainless steel tubing with #4 satin finish. Hinged mounting brackets shall be 12 gauge type 304 stainless steel. Solid Phenolic seat shall be 1/2" (13mm) thick and 4 7/16" (111mm) wide and shall be fire and mildew resistant. Seat shall swing up and be secured at the wall with a stainless steel hook. Rubber sleeves shall protect the tub in the "down" position. Seat unit shall comply with all applicable federal, provincial and local building and safety codes.

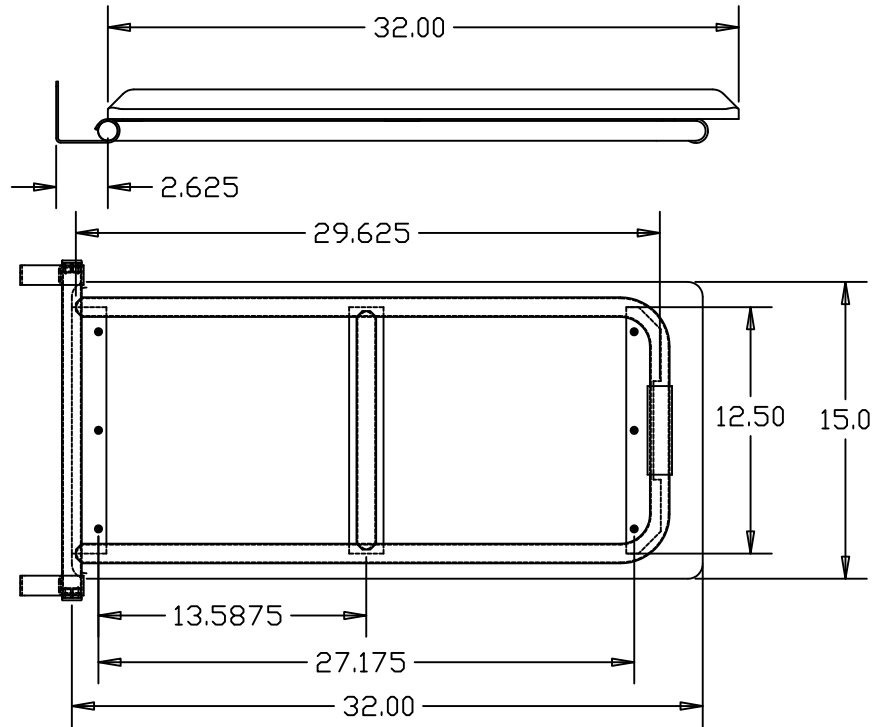
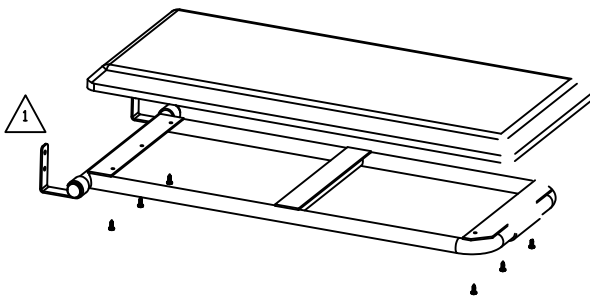
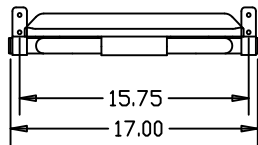
70-2

Configuration 70

# Folding Tub Seats

with Solid Phenolic Surface

Architectural, Commercial,  
Institutional, Residential



Custom sizes are available to suit special requirements.

28" X 14 1/2" (710 X 370 mm) seat	White	Model # 70-PH2801	(As Shown)
28" X 14 1/2" (710 X 370 mm) seat	Woodgrain	Model # 70-PH2815	(As Shown)
32" X 14 1/2" (815 X 370 mm) seat	White	Model # 70-PH3201	(As Shown)
32" X 14 1/2" (815 X 370 mm) seat	Woodgrain	Model # 70-PH3215	(As Shown)

The ELOCMA standard of product quality is supported by a Lifetime Warranty on all stainless components. Elcoma Two -Arm Seats have been designed and tested to withstand 300lbs. \* of load capacity when properly installed. This exceeds HUD, FHA, VA, ADA, ANSI and other federal, provincial, and local codes.\*



Architectural Products for Barrier Free Living

info@barrierfree.org

877 717 7027