



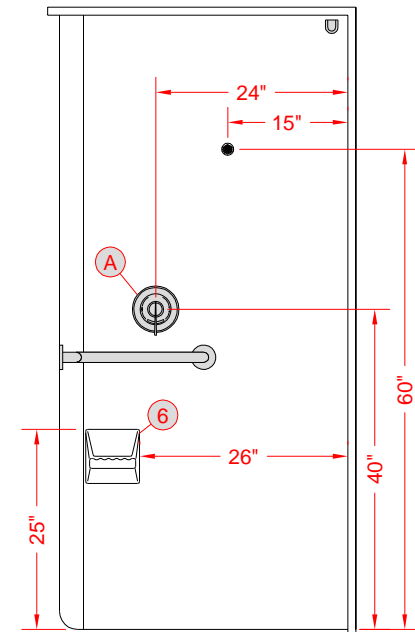
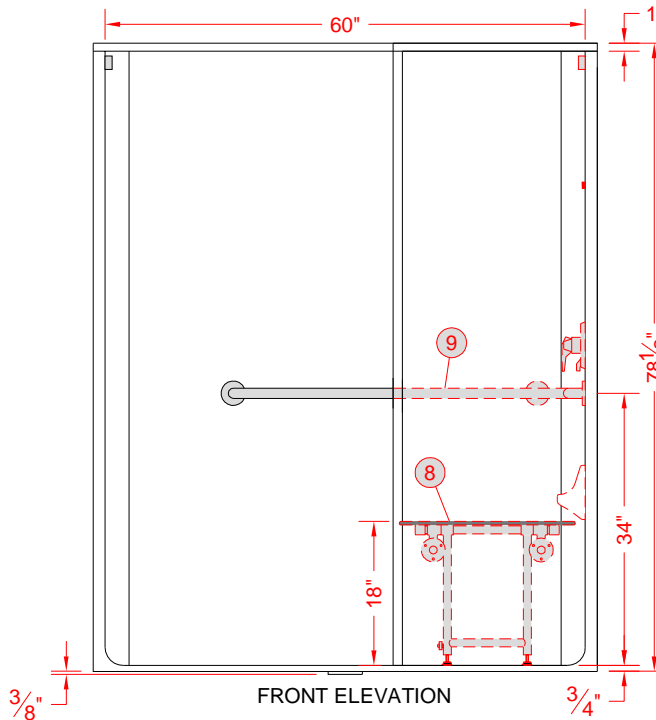

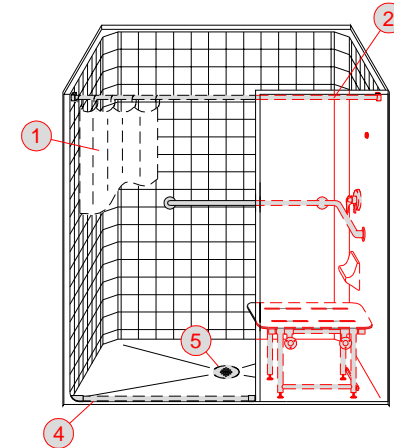
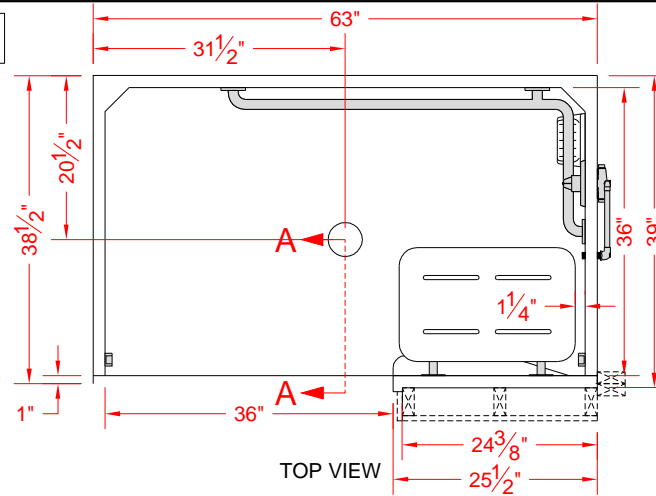
CA TITLE 24
COMPLIANT

APPRVD
BY
ENG

COMMERCIAL GRADE

ACCESSIBLE

MASTER



| | | |
|-----|--------|------|
| E | --- | --- |
| D | --- | --- |
| C | --- | --- |
| B | --- | --- |
| A | --- | --- |
| REV | CHANGE | DATE |

PROJECT: -
COMPANY: -



NOTES:

- Rough-in stud opening +1/4" -0" nominal dimensions
- All vertical accessory dimensions are measured from the floor of the shower.
- Best Bath Systems, Inc. retains ownership of all product designs and any proprietary information may not be disclosed to its competitors, their agents or affiliates.

DB: MA

SCALE: 1/2" = 1'-0"

DATE: 02/02/11

CB: PVR

SHEET 1 OF 2

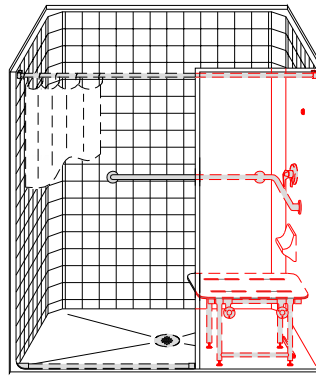
DRAWING NUMBER: 4517

ACCEPTED AS CORRECT BY:

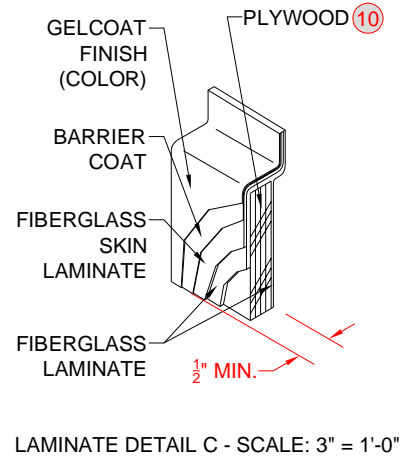
X / /

OPTION VERIFICATION

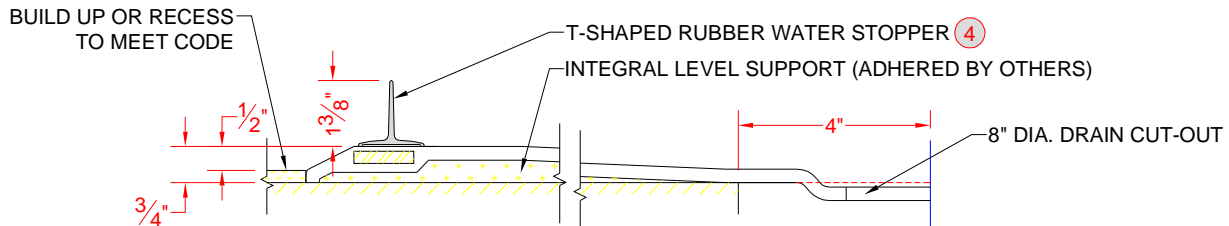
MODEL: LCS26337W75BCG - RIGHT PLUMBING/SEAT



PERSPECTIVE N.T.S.



LAMINATE DETAIL C - SCALE: 3" = 1'-0"



SECTION A-A - SCALE: 3" = 1'-0"

UNIT WEIGHT:

NOTES:

VALVE PACKAGE DETAILS:

| | | | | | | | | |
|-----------------------------|---|---|--------------|-------------|-------------|---|--|--|
| A | 1 | VALVE PKG KIT INCLUDES SYMMONS S-96-300-B30-L-X-V WITH 1.5 GPM FLOW RESTRICTOR AND ALSONS PORTER HOLDER - VALVE INSTALLED. GLIDE BAR, SUPPLY ELBOW, VACUUM BREAKER, HANDHELD AND PORTER HOLDER SHIPPED LOOSE. | | KACXSYM1006 | ✓ | | | |
| PLUMBING TREE: | | SYMMONS STANDARD 20" WITH 3-PORT VALVE | | PTS172 B | ✓ | | | |
| PT NIPPLE SIZE: | | STANDARD 2.5" NIPPLE | SUPPLY TEST: | STANDARD | 020PLUM1003 | ✓ | | |
| PLUMBING TREE CUSTOM PARTS: | | N/A | | | | | | |

| 16 | | | | | | | | |
|-----|------|---|-------|---------------|-------------------|---------------------|--------------------|-----------------|
| 15 | | | | | | | | |
| 14 | | | | | | | | |
| 13 | | | | | | | | |
| 12 | | | | | | | | |
| 11 | | | | | | | | |
| 10 | - | FULL PLYWOOD BACKING | | | | ✓ | | |
| 9 | 1 | 18" x 44" x 1-1/4" L GRAB BAR | | GB1844QSS | | ✓ | | |
| 8 | 1 | 22" x 16" FOLD DOWN SEAT WITH SWING DOWN LEGS, PHENOLIC | | SE2216PHS | | ✓ | | |
| 7 | 1 | SURFACE MOUNT SOAP DISH | WHITE | KSOAPDISHSMAA | | ✓ | | |
| 6 | 1 | SURFACE MOUNT SOAP DISH | WHITE | SOAPDISHSMAA | | ✓ | | |
| 5 | 1 | NO CAULK BRASS DRAIN WITH STAINLESS STEEL SCREEN | | ACXDRAIN1000 | | ✓ | | ✓ |
| 4 | 1 | T-SHAPED RUBBER WATER STOPPER KIT, 5 FT, LARGE END CAPS | GREY | KTWSG5L | | ✓ | | |
| 3 | 1 | AQA MOUNTING BRACKETS (PART OF CURTAIN ROD KIT) | | - | | ✓ | | |
| 2 | 1 | CURTAIN ROD KIT | | KACX ROD 59.5 | | ✓ | | |
| 1 | 1 | 42" x 74" CURTAIN | | KACXCURT0001 | | ✓ | | |
| KEY | QTY. | DESCRIPTION | COLOR | PART NUMBER | FACTORY INSTALLED | INSTALLED BY OTHERS | MARK LOCATION ONLY | PRE-DRILL HOLES |

PARTS LIST



PROJECT: -
COMPANY: -

REFER TO SHEET 1 OF 2 FOR ACCESSORY LOCATIONS

DATE: 02/02/11

DRAWING NUMBER:
4517

SHEET 2 OF 2




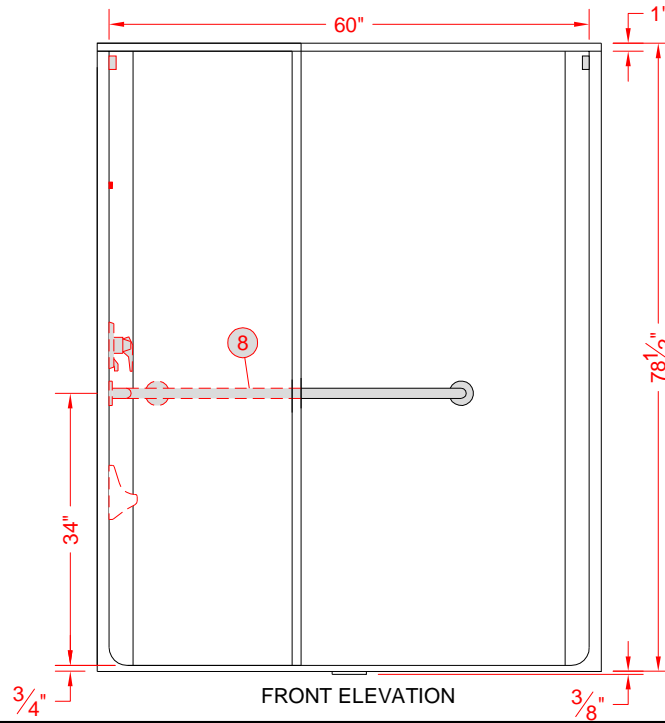
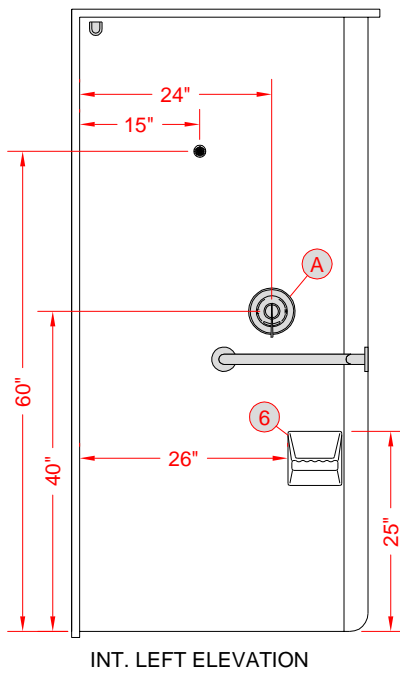
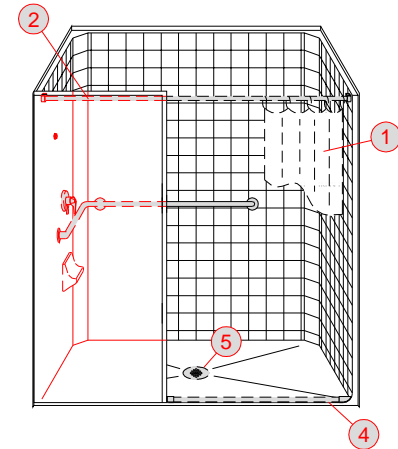
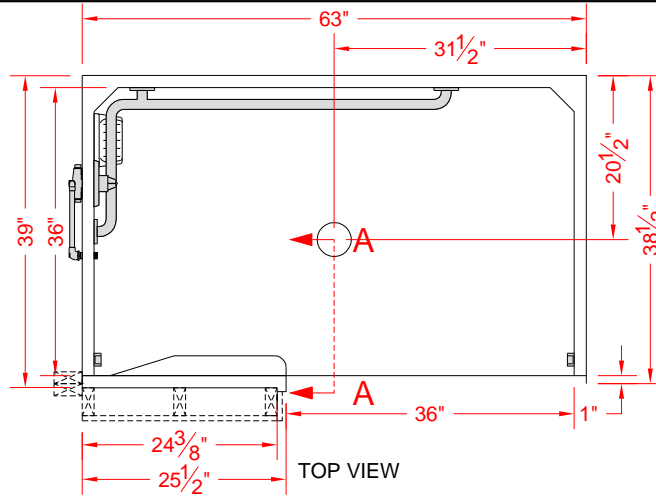
CA TITLE 24
COMPLIANT

APPRVD
BY
ENG

COMMERCIAL GRADE

ADAPTABLE

MASTER



| | | |
|-----|--------|------|
| E | --- | --- |
| D | --- | --- |
| C | --- | --- |
| B | --- | --- |
| A | --- | --- |
| REV | CHANGE | DATE |

PROJECT: -
COMPANY: -



NOTES:

- Rough-in stud opening +1/4" -0" nominal dimensions
- All vertical accessory dimensions are measured from the floor of the shower.
- Best Bath Systems, Inc. retains ownership of all product designs and any proprietary information may not be disclosed to its competitors, their agents or affiliates.

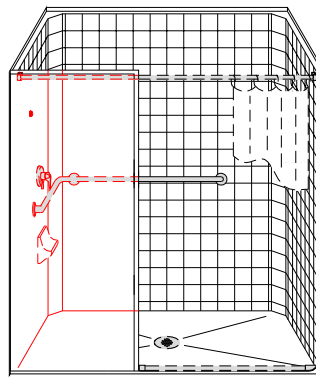
| | | |
|---------|---------------------|----------------------|
| DB: MA | SCALE: 1/2" = 1'-0" | DATE: 02/02/11 |
| CB: PVR | SHEET 1 OF 2 | DRAWING NUMBER: 4520 |

ACCEPTED AS CORRECT BY:

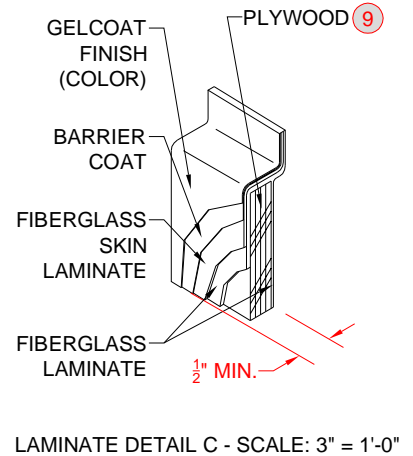
X _____ / /

OPTION VERIFICATION

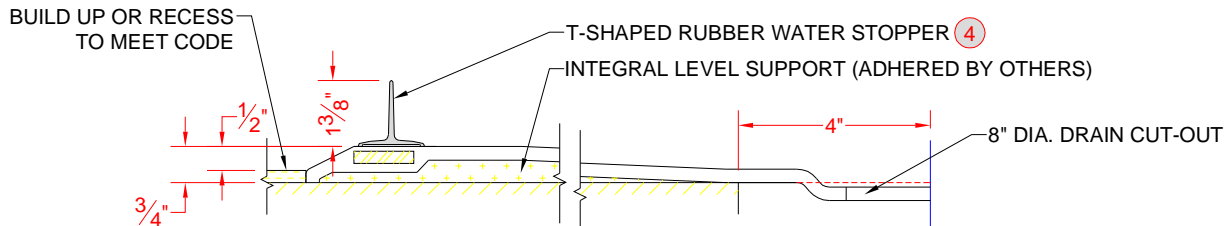
MODEL: LCS26337W75BCG - LEFT PLUMBING



PERSPECTIVE N.T.S.



LAMINATE DETAIL C - SCALE: 3" = 1'-0"



SECTION A-A - SCALE: 3" = 1'-0"

UNIT WEIGHT:

NOTES:

VALVE PACKAGE DETAILS:

| | | | | | | | | |
|-----------------------------|---|---|--------------|-------------|-------------|---|--|--|
| A | 1 | VALVE PKG KIT INCLUDES SYMMONS S-96-300-B30-L-X-V WITH 1.5 GPM FLOW RESTRICTOR AND ALSONS PORTER HOLDER - VALVE INSTALLED. GLIDE BAR, SUPPLY ELBOW, VACUUM BREAKER, HANDHELD AND PORTER HOLDER SHIPPED LOOSE. | | KACXSYM1006 | ✓ | | | |
| PLUMBING TREE: | | SYMMONS STANDARD 20" WITH 3-PORT VALVE | | PTS172 A | ✓ | | | |
| PT NIPPLE SIZE: | | STANDARD 2.5" NIPPLE | SUPPLY TEST: | STANDARD | 020PLUM1003 | ✓ | | |
| PLUMBING TREE CUSTOM PARTS: | | N/A | | | | | | |

| 16 | | | | | | | | |
|-----|------|---|-------|---------------|-------------------|---------------------|--------------------|-----------------|
| 15 | | | | | | | | |
| 14 | | | | | | | | |
| 13 | | | | | | | | |
| 12 | | | | | | | | |
| 11 | | | | | | | | |
| 10 | | | | | | | | |
| 9 | - | FULL PLYWOOD BACKING | | | | ✓ | | |
| 8 | 1 | 18" x 44" x 1-1/4" L GRAB BAR | | GB1844QSS | | ✓ | | |
| 7 | 1 | SURFACE MOUNT SOAP DISH | WHITE | KSOAPDISHSMAA | | ✓ | | |
| 6 | 1 | SURFACE MOUNT SOAP DISH | WHITE | SOAPDISHSMAA | | ✓ | | |
| 5 | 1 | NO CAULK BRASS DRAIN WITH STAINLESS STEEL SCREEN | | ACXDRAIN1000 | | ✓ | | ✓ |
| 4 | 1 | T-SHAPED RUBBER WATER STOPPER KIT, 5 FT, LARGE END CAPS | GREY | KTWSG5L | | ✓ | | |
| 3 | 1 | AQA MOUNTING BRACKETS (PART OF CURTAIN ROD KIT) | | - | | ✓ | | |
| 2 | 1 | CURTAIN ROD KIT | | KACX ROD 59.5 | | ✓ | | |
| 1 | 1 | 42" x 74" CURTAIN | | KACXCURT0001 | | ✓ | | |
| KEY | QTY. | DESCRIPTION | COLOR | PART NUMBER | FACTORY INSTALLED | INSTALLED BY OTHERS | MARK LOCATION ONLY | PRE-DRILL HOLES |

PARTS LIST



PROJECT: -
COMPANY: -

REFER TO SHEET 1 OF 2 FOR ACCESSORY LOCATIONS

DATE: 02/02/11

DRAWING NUMBER:
4520

SHEET 2 OF 2