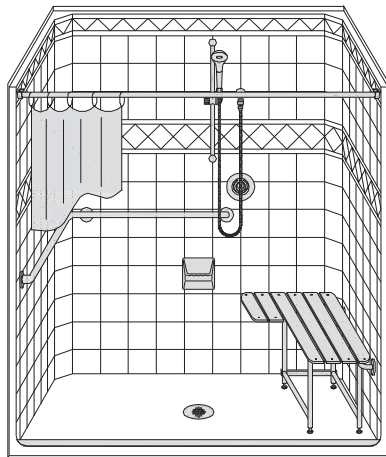
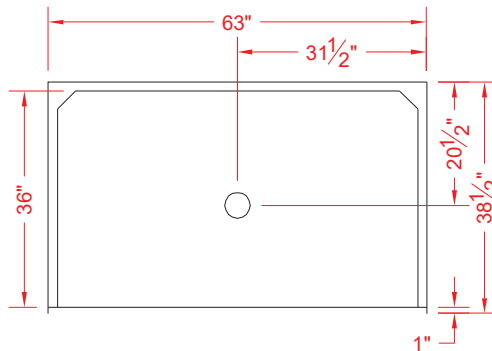


MODEL: LDS6337A75B*

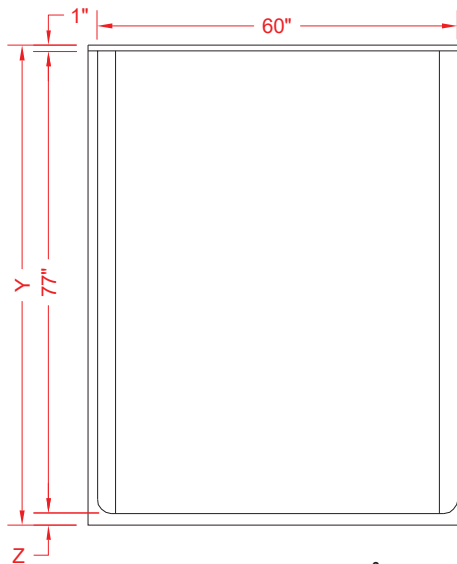


PERSPECTIVE VIEW - N.T.S.
MODEL SHOWN HERE AS:
 RIGHT SEAT
 RIGHT PLUMBING

ALL ACCESSORIES OPTIONAL



TOP VIEW - SCALE $\frac{3}{8}$ " = 1'-0"



FRONT ELEVATION - SCALE: $\frac{3}{8}$ " = 1'-0"



Features:

- ADA compliant roll-in shower
- Available in various threshold heights
- Molded, one piece gelcoat/fiberglass shower module
- "Diamond Tile" wall finish, white (standard)
- Integral full wood backing for strength and unlimited accessory placement
- On all threshold heights 1-1/2" or taller, no mud set is required
- On all threshold heights 1-1/4" or shorter, no mud set is required, but an epoxy adhesive kit is supplied

*OTHER THRESHOLD HEIGHTS AVAILABLE UPON REQUEST

	UNIT HEIGHT	THRESHOLD HEIGHT
MODEL #	Y	Z*
LDS6337A75B	78-3/4"	3/4" MIN.
LDS6337A2B	80"	2" MAX.

* - SEE BACK FOR DETAIL SECTIONS

PRODUCT SPECIFICATIONS:

- One piece shower module shall be constructed of gelcoat/fiberglass with full integral plywood backing
- Rough-In: Stud opening +1/4" -0" Nominal Dimensions.

C.S.I. FORMAT SPECIFICATION TEXT AVAILABLE

PRODUCT INFORMATION:

- Accessories: Factory installed, unless prone to damage during installation/shipping. Polished chrome/satin stainless standard, others available.
- Colors: White as standard, others to match any major fixture manufacturer, also available with sprayable solid surface in many colors
- Custom curb heights, other than shown, are available (between min. and max.)

ACCESSORIES:

INSTALLED AT FACTORY:

- Grab bar
- Seat, folding
- Mixing valve, pressure balanced, lever handle, preplumbed tree to supply elbow
- Vacuum breaker
- Soap dish

INSTALLED BY OTHERS:

- Curtain and rod
- T-Shaped Rubber WaterStopper Kit
- Semi-permanent Threshold Adaptor
- Caulkless drain

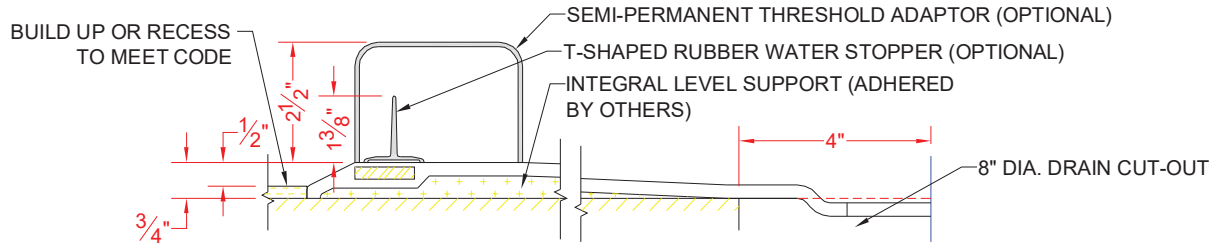
CODES:

- Designed and manufactured in compliance with the following standards and codes:
- A.N.S.I. Z124.2 Standards for Plastic Showers
 - I.P.C. International Plumbing Code
 - A.D.A. Accessibility Guidelines for Buildings and Facilities
 - A.N.S.I. A117.1 Accessible and Usable Buildings and Facilities
 - U.P.C. Uniform Plumbing Code

NOTICE OF LIMITATION:

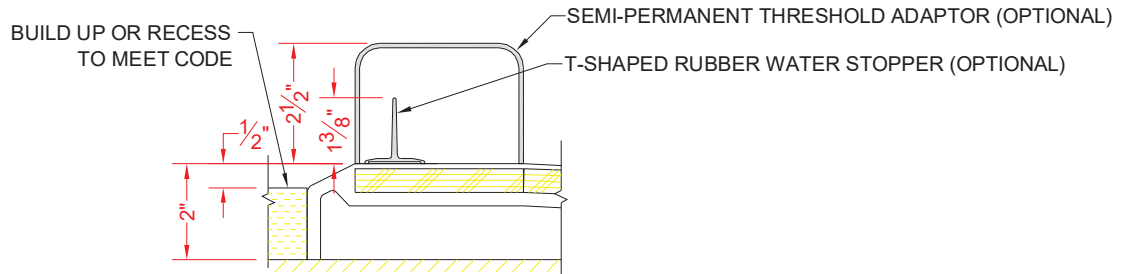
- Recess as needed to meet code
- Adhere to floor as required

LDS6337A75B



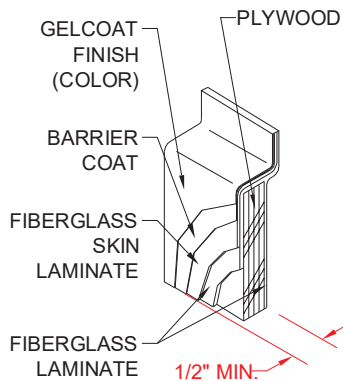
SECTION A-A - SCALE: 3" = 1'-0"

LDS6337A2B

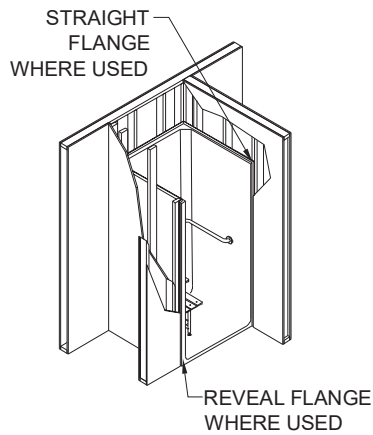


SECTION A-A - SCALE: 3" = 1'-0"

****OTHER THRESHOLD HEIGHTS AVAILABLE UPON REQUEST****



DETAIL B - SCALE: 3" = 1'-0"
WALL SECTION DETAIL



DETAIL C - SCALE: NTS
TYPICAL FRAMING