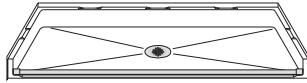


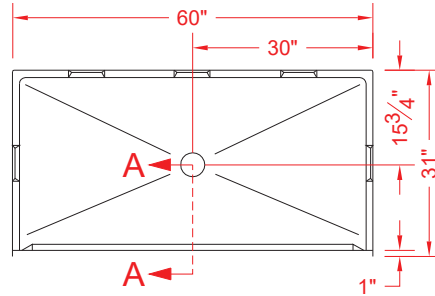
MODEL: P6030B75B*

BARRIER FREE

ALL ACCESSORIES OPTIONAL



PERSPECTIVE VIEW - N.T.S.
MODEL SHOWN HERE AS:
CENTER DRAIN

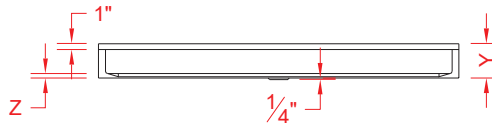


TOP VIEW - SCALE $\frac{3}{8}'' = 1'-0''$



Features:

- Molded, one piece gelcoat/fiberglass shower pan
- Available in various Threshold heights
- On all threshold heights 1-1/2" or taller, no mud set is required
- On all threshold heights 1-1/4" or shorter, no mud set is required and an anchoring adhesive kit is supplied



FRONT ELEVATION - SCALE: $\frac{3}{8}'' = 1'-0''$

*OTHER THRESHOLD HEIGHTS AVAILABLE UPON REQUEST

MODEL #	UNIT	THRESHOLD
	HEIGHT	HEIGHT
P6030B75B	Y	Z*
P6030B2B	5-3/4"	3/4" MIN
	7"	2" MAX

* - SEE BACK FOR DETAIL SECTIONS

PRODUCT SPECIFICATIONS:

- One piece shower pan shall be constructed of gelcoat/fiberglass
- Rough-In: Stud opening +1/4" -0" Nominal Dimensions.

C.S.I. FORMAT SPECIFICATION TEXT AVAILABLE

PRODUCT INFORMATION:

- Colors: White as standard, others to match any major fixture manufacturer, also available with sprayable solid surface in many colors

ACCESSORIES:

- INSTALLED BY OTHERS:
- T-Shaped Rubber WaterStopper Kit
 - Semi-permanent Threshold Adapter
 - Caulkless drain

CODES:

- Designed and manufactured in compliance with the following standards and codes:
- A.N.S.I. Z124.2 Standards for Plastic Showers
 - I.P.C. International Plumbing Code
 - U.P.C. Uniform Plumbing Code

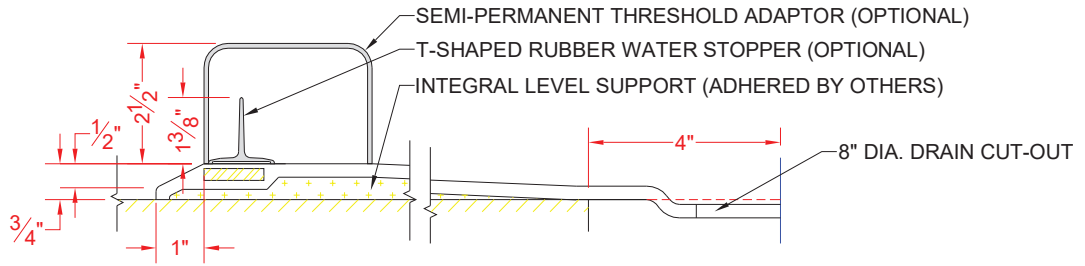
NOTICE OF LIMITATION:



www.barrierfree.org (877) 717-7027

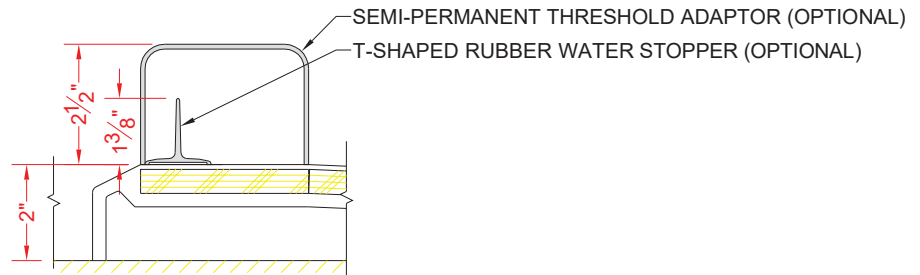
We reserve the right to make revisions without notice in the design of fixtures or in packaging unless this right has specifically been waived at the time the order is accepted.

P6030B75B



SECTION A-A - SCALE: 3" = 1'-0"

P6030B2B



SECTION A-A - SCALE: 3" = 1'-0"

****OTHER THRESHOLD HEIGHTS AVAILABLE UPON REQUEST****