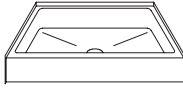
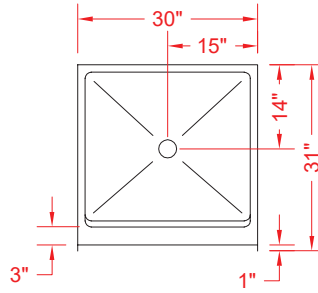


ALL ACCESSORIES OPTIONAL



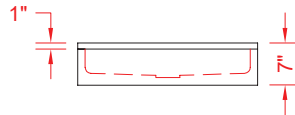
PERSPECTIVE VIEW - N.T.S.



TOP VIEW - SCALE $\frac{3}{8}'' = 1'-0''$

Features:

- Gelcoat fiberglass shower pan
- No grout cleaning hassles
- No tiles to fall off



FRONT ELEVATION - SCALE: $\frac{3}{8}'' = 1'-0''$

PRODUCT SPECIFICATIONS:

- One-piece shower pan shall be constructed of gelcoat/fiberglass
- Rough-In: Stud opening +1/4" -0" Nominal Dimensions.

C.S.I. FORMAT SPECIFICATION TEXT AVAILABLE

PRODUCT INFORMATION:

- Accessories: Factory installed, unless prone to damage during installation/shipping. Polished chrome/satin stainless standard, others available.
- Colors: White as standard, others to match any major fixture manufacturer, also available with sprayable solid surface in many colors

ACCESSORIES:

- INSTALLED BY OTHERS:
- Caulkless drain

CODES:

Does not meet International Plumbing Code or Uniform Plumbing Code
 -A.N.S.I. Z1241.2 Standards for Plastic Bathtubs and Showers

NOTICE OF LIMITATION:

Does not meet International Plumbing Code or Uniform Plumbing Code



Architectural Products for Barrier Free Living

www.barrierfree.org

(877) 717-7027

We reserve the right to make revisions without notice in the design of fixtures or in packaging unless this right has specifically been waived at the time the order is accepted.