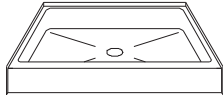


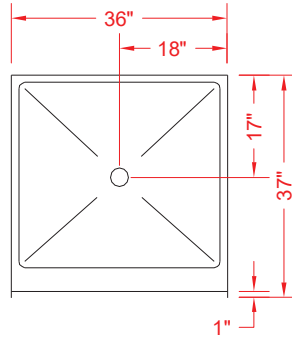
MODEL: P3636

ALL ACCESSORIES OPTIONAL

Remodeler



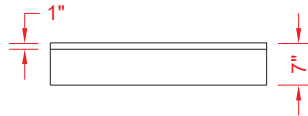
PERSPECTIVE VIEW - N.T.S.



TOP VIEW - SCALE $\frac{3}{8}'' = 1'-0''$

Features:

- Gelcoat fiberglass shower pan
- No grout cleaning hassles
- No tiles to fall off



FRONT ELEVATION - SCALE: $\frac{3}{8}'' = 1'-0''$

PRODUCT SPECIFICATIONS:

- One-piece shower pan shall be constructed of gelcoat/fiberglass
- Rough-In: Stud opening +1/4" -0" Nominal Dimensions.

C.S.I. FORMAT SPECIFICATION TEXT AVAILABLE

PRODUCT INFORMATION:

- Accessories: Factory installed, unless prone to damage during installation/shipping. Polished chrome/satin stainless standard, others available.
- Colors: White as standard, others to match any major fixture manufacturer, also available with sprayable solid surface in many colors

ACCESSORIES:

- INSTALLED BY OTHERS:
- Caulkless drain

CODES:

- Designed and manufactured in compliance with the following standards and codes:
- A.N.S.I. Z1241.2 Standards for plastic Bathtubs and Showers
 - I.P.C. International Plumbing Code
 - U.P.C. Uniform Plumbing Code

NOTICE OF LIMITATION:



Architectural Products for Barrier Free Living

www.barrierfree.org (877) 717-7027

We reserve the right to make revisions without notice in the design of fixtures or in packaging unless this right has specifically been waived at the time the order is accepted.