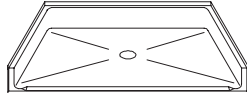


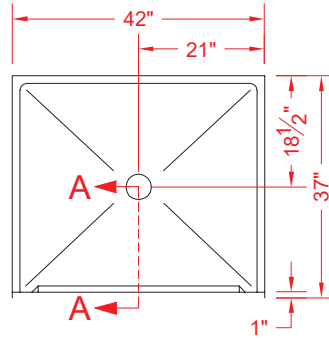
# MODEL: P4236B5B\*

# BARRIER FREE

ALL ACCESSORIES OPTIONAL



PERSPECTIVE VIEW - N.T.S.



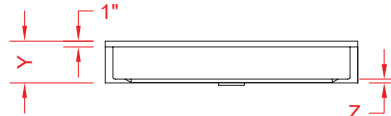
TOP VIEW - SCALE  $\frac{3}{8}'' = 1'-0''$



## Features:

- Molded, single-piece gelcoat/fiberglass shower pan
- Available in various threshold heights
- On all threshold heights 1-1/2" or taller, no mud set is required
- On all threshold heights 1-1/4" or shorter, no mud set is required and an anchoring adhesive kit is supplied

## \*OTHER THRESHOLD HEIGHTS AVAILABLE UPON REQUEST



FRONT ELEVATION - SCALE:  $\frac{3}{8}'' = 1'-0''$

	UNIT HEIGHT	THRESHOLD HEIGHT
MODEL #	Y	Z*
P4236B5B	7"	5/8" MIN.
P4236B2B	8-3/8"	2" MAX.

\* - SEE BACK FOR DETAIL SECTIONS

## PRODUCT SPECIFICATIONS:

- Single-piece shower pan shall be constructed of gelcoat/fiberglass
- Rough-In: Stud opening + 1/4"-0" Nominal Dimensions.

C.S.I. FORMAT SPECIFICATION TEXT AVAILABLE

## PRODUCT INFORMATION:

- Colors: White as standard, others to match any major fixture manufacturer, also available with sprayable solid surface in many colors

## ACCESSORIES:

### INSTALLED BY OTHERS:

- T-shaped rubber WaterStopper kit
- Semi-permanent threshold adaptor
- No-caulk brass drain

## CODES:

- Designed and manufactured in compliance with the following standards and codes:
- A.N.S.I. Z124.2 Standards for Plastic Showers
  - I.P.C. International Plumbing Code
  - U.P.C. Uniform Plumbing Code

## NOTICE OF LIMITATION:

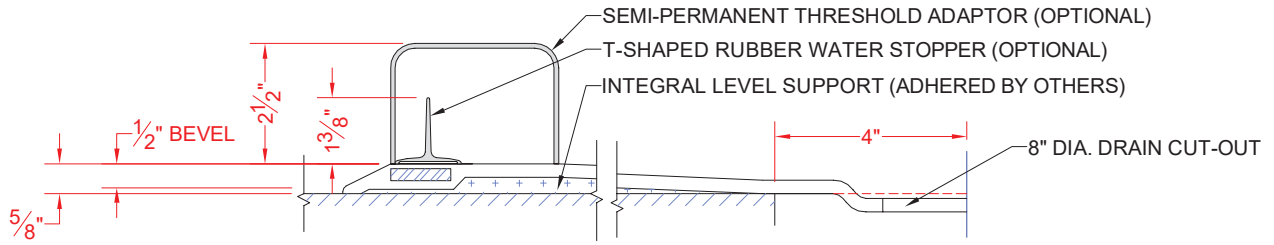


Architectural Products for Barrier Free Living

www.barrierfree.org (877) 717-7027

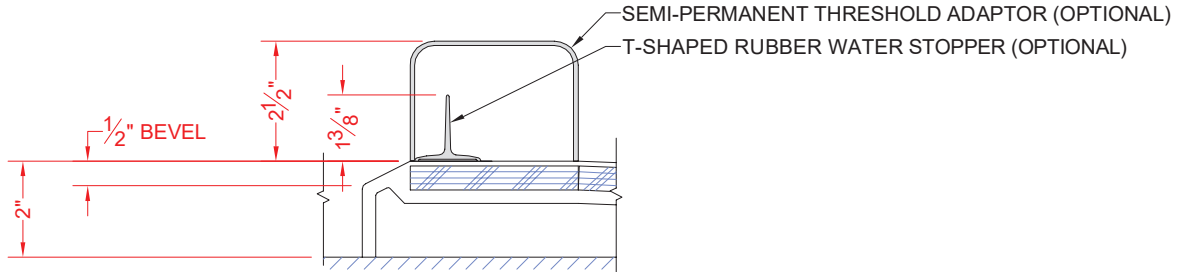
We reserve the right to make revisions without notice in the design of fixtures or in packaging unless this right has specifically been waived at the time the order is accepted.

P4236B5B



SECTION A-A - SCALE: 3" = 1'-0"

P4236B2B



SECTION A-A - SCALE: 3" = 1'-0"

**\*\*OTHER THRESHOLD HEIGHTS AVAILABLE UPON REQUEST\*\***