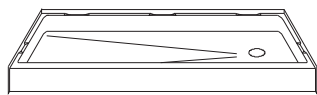


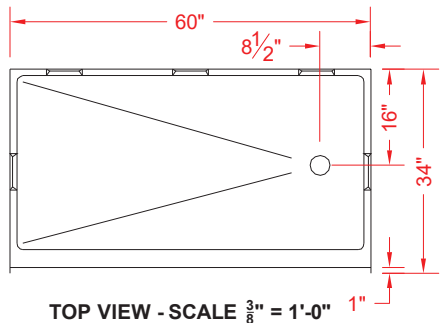
MODEL: P6033

ALL ACCESSORIES OPTIONAL

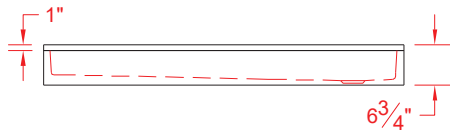
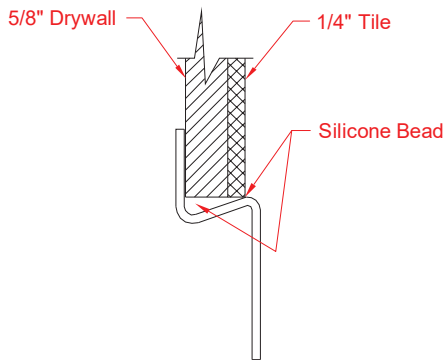
Remodeler



PERSPECTIVE VIEW - N.T.S.



TOP VIEW - SCALE $\frac{3}{8}'' = 1'-0''$



FRONT ELEVATION - SCALE: $\frac{3}{8}'' = 1'-0''$

Features:

- Gelcoat fiberglass shower pan
- No grout cleaning hassles
- No tiles to fall off

1. Fill indexing pockets with caulk
2. Use 5/8" green board and tile to cover indexing pockets

Wall system (by others) on pan

PRODUCT SPECIFICATIONS:

- One-piece shower pan shall be constructed of gelcoat/fiberglass
- Rough-In: Stud opening +1/4" -0" Nominal Dimensions.

C.S.I. FORMAT SPECIFICATION TEXT AVAILABLE

PRODUCT INFORMATION:

- Accessories: Factory installed, unless prone to damage during installation/shipping. Polished chrome/satin stainless standard, others available.
- Colors: White as standard, others to match any major fixture manufacturer, also available with sprayable solid surface in many colors

ACCESSORIES:

INSTALLED BY OTHERS:

- Caulkless drain

CODES:

- Designed and manufactured in compliance with the following standards and codes:
- A.N.S.I. Z1241.2 Standards for plastic Bathtubs and Showers
 - I.P.C. International Plumbing Code
 - U.P.C. Uniform Plumbing Code

NOTICE OF LIMITATION: