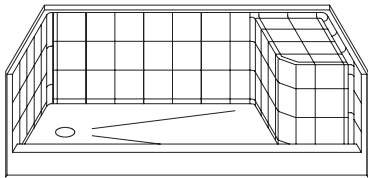
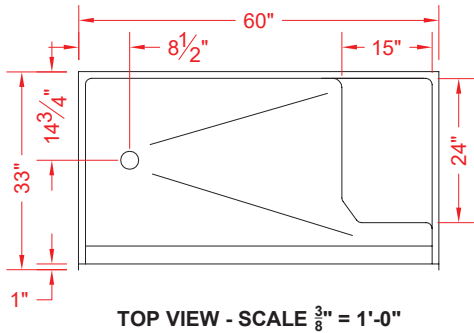


ALL ACCESSORIES OPTIONAL

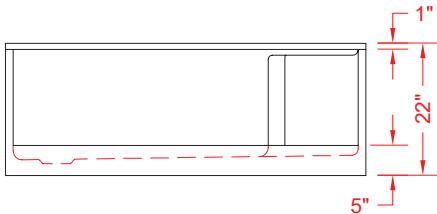


PERSPECTIVE VIEW - N.T.S.
MODEL SHOWN HERE AS:
LEFT HAND



Features:

- Gelcoat/fiberglass one piece shower pan
- Six inch Simulated Tile wall finish, white (standard)
- Integral full wood backing for strength and unlimited accessory placement
- The authentic look of ceramic tile without the grout



FRONT ELEVATION - SCALE: $\frac{3}{8}'' = 1'-0''$

* - SEE BACK FOR DETAIL SECTIONS

PRODUCT SPECIFICATIONS:

- Seat shower pan shall be constructed of gelcoat/fiberglass with full integral plywood backing in the walls
- Rough-In: Stud opening +1/4" -0" Nominal Dimensions.

C.S.I. FORMAT SPECIFICATION TEXT AVAILABLE

PRODUCT INFORMATION:

- Accessories: Factory installed, unless prone to damage during installation/shipping. Polished chrome/satin stainless standard, others available.
- Colors: White as standard, others to match any major fixture manufacturer, also available with sprayable solid surface in many colors

ACCESSORIES:

INSTALLED BY OTHERS:

- Grab bar
- Mixing valve, pressure balanced, lever handle, preplumbed tree to supply elbow
- Curtain and rod
- Caulkless Drain

CODES:

- Designed and manufactured in compliance with the following standards and codes:
- A.N.S.I. Z1241.2 Standards for plastic Bathtubs and Showers
 - I.P.C. International Plumbing Code
 - U.P.C. Uniform Plumbing Code

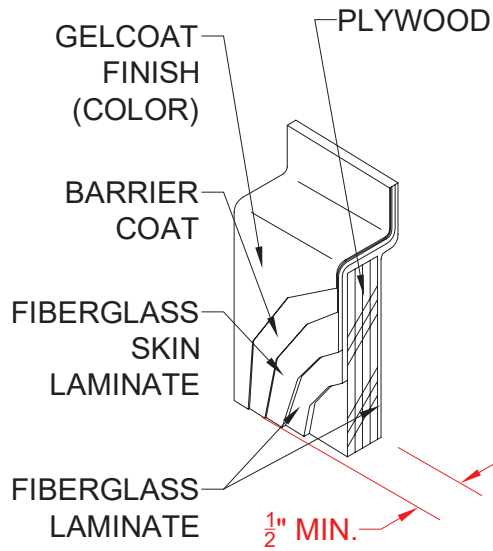
NOTICE OF LIMITATION:



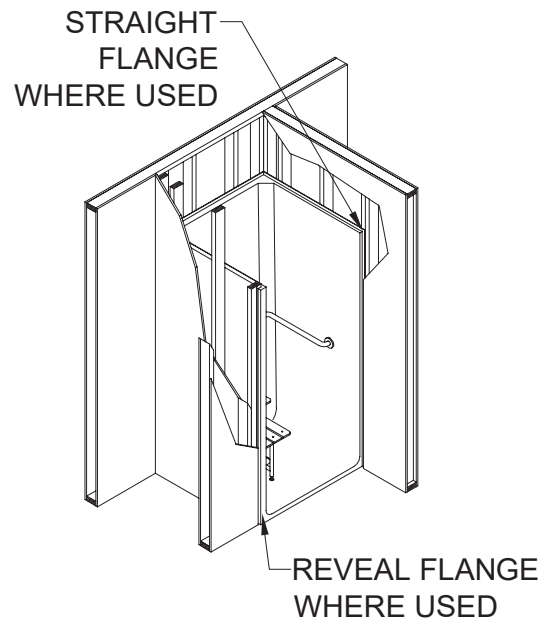
Architectural Products for Barrier Free Living

www.barrierfree.org (877) 717-7027

We reserve the right to make revisions without notice in the design of fixtures or in packaging unless this right has specifically been waived at the time the order is accepted.



DETAIL A - SCALE N.T.S.
WALL SECTION DETAIL



DETAIL D - SCALE N.T.S.
TYPICAL FRAMING DETAIL